



250-500-1000

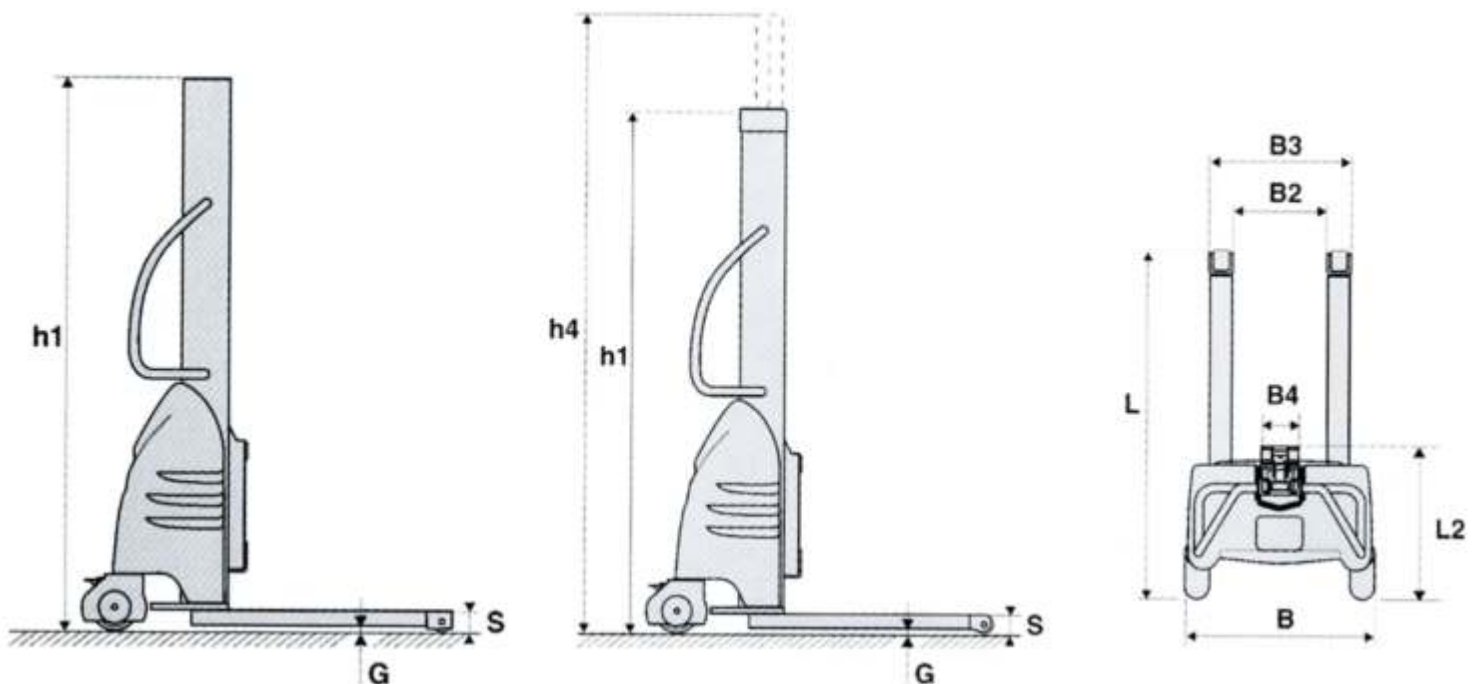


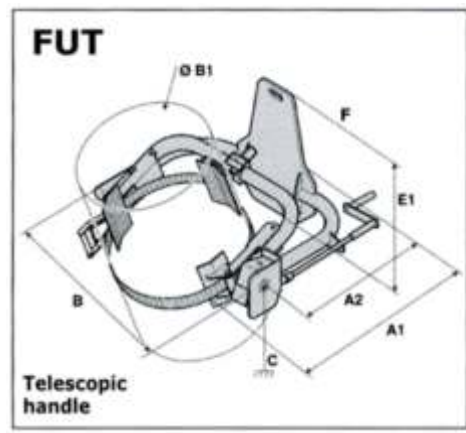
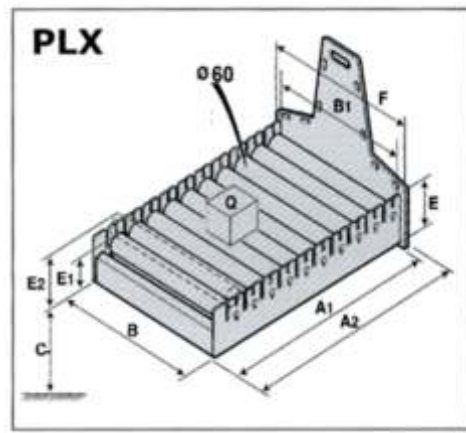
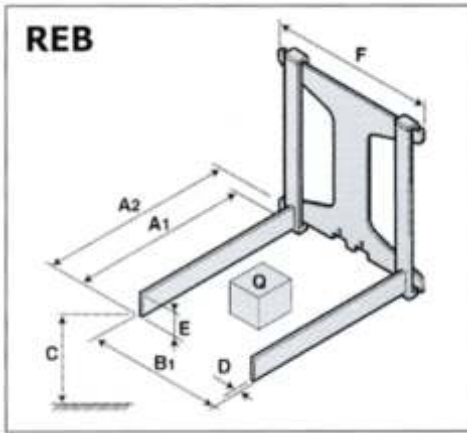
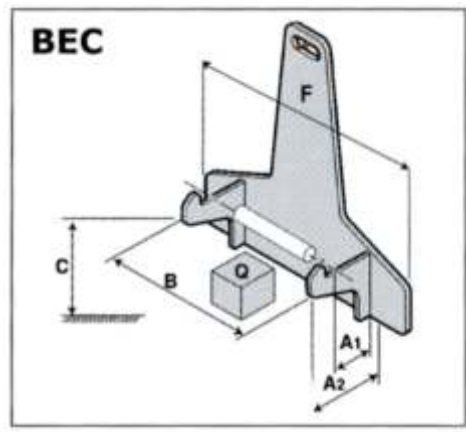
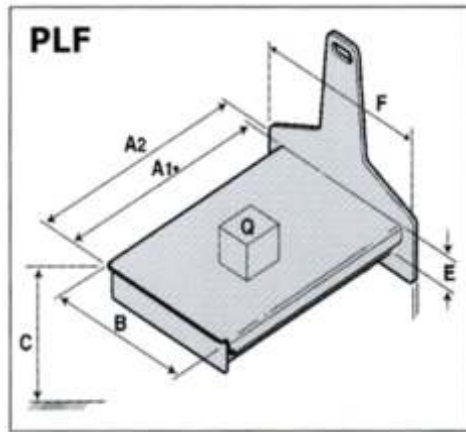
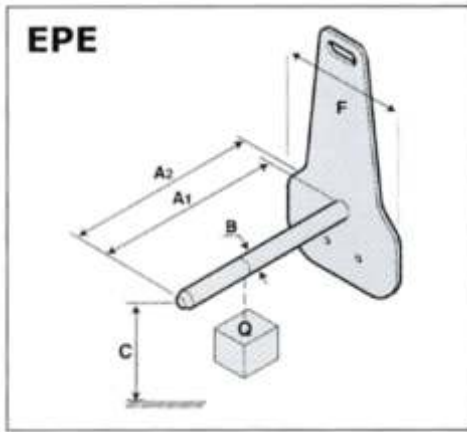
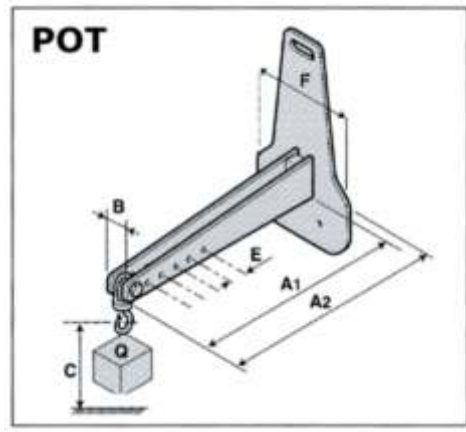
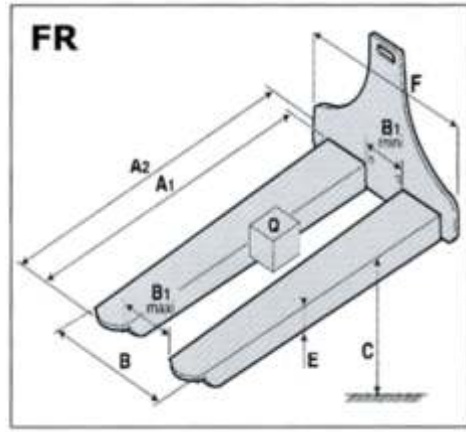
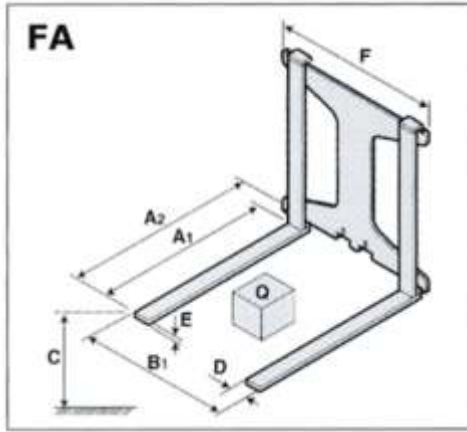
LOC KLEOS



KLEOS EB 250-500-1000

| | KLEOS | | EB 250 D18 | EB 250 D25 | EB 500 D18 | EB 500 D25 | EB 1000 S16 | EB 1000 D28 |
|--|-------|----|------------|------------|------------|------------|-------------|-------------|
| | | Q | 250 | | 500 | | 1000 | |
| | | | Duplex | Duplex | Duplex | Duplex | Simplex | Duplex |
| | | H1 | 1 585 | 1 815 | 1 600 | 1 950 | 1 990 | 2 025 |
| | | h4 | 2 475 | 3 055 | 2 490 | 3 190 | 1 990 | 3 400 |
| | | | 1 780 | 2 480 | 1 780 | 2 480 | 1 570 | 2 740 |
| | | B3 | 529 | | 529 | | 520 | 530 |
| | | B2 | 351 | | 341 | | 300 | 310 |
| | | S | 75 | | 75 | | 75 | 80 |
| | | G | 40 | | 35 | | 25 | 30 |
| | | L | 1 032 | | 1300 | | 1 330 | 1 450 |
| | | | 710 | | 710 | | 710 | 715 |
| | | L2 | 571 | | 575 | | 570 | 588 |
| | | B4 | 155 | | 168 | | 188 | 198 |
| | | | 147 | 157 | 225 | 237 | 270 | 365 |
| | | | 2 (150x40) | | 2 (150x40) | | 2 (150x40) | |
| | | | 2 (75 65) | | 2 (75 65) | | 4 (82 60) | |
| | | | 1200 | | 1200 | | 1500 | |
| | / | | 110 | | 110 | | 110 | |
| | / | | 7,5 | | 7,5 | | 7,5 | |
| | / | | 10 | | 10 | | 10 | |





WWW.CVH.RU

WWW.CVH.RU

WWW.CVH.RU

WWW.CVH.RU

WWW.CVH.RU

WWW.CVH.RU

WWW.CVH.RU

WWW.CVH.RU

Навесное оборудование для KLEOS EB 250

| KLEOS Tools | Q Kg | Load Center mm | A1 mm | A2 mm | B mm | B1 | | C mm | D mm | E mm | E1 mm | E2 mm | F mm | Kg |
|----------------|---------|----------------------|----------|----------|---------|---------|---------|---------|---------|---------|----------|----------|---------|----|
| | | | | | | mini mm | maxi mm | | | | | | | |
| FA 250 | 250 | 250 | 500 | 540 | | 230 | 650 | 50 | 50 | 20 | | | 680 | 33 |
| POT 250 * | 150 | 400 | 425 | 440 | 50 | | | 170 | | | | | 320 | 22 |
| EPE 250 | 250 | 250 | 500 | 515 | Ø 40 | | | 270 | | | | | 320 | 21 |
| PLF 250 | 200 | 300 | 620 | 635 | 500 | | | 280 | | 88 | | | 630 | 40 |
| BEC 250 | 200 | 350 | 125 | 180 | 400 | | | 250 | | | | | 630 | 24 |
| REB 250 | 200 | 300 | 600 | 629 | | 258 | 548 | 195 | 8 | 60 | | | 680 | 20 |

Навесное оборудование для KLEOS EB 500

| | | | | | | | | | | | | | | |
|---------|-----|-----|------|------|-------|-----|-----|-----|----|-----|-----|-----|-----|----|
| FA 500 | 500 | 350 | 700 | 745 | | 250 | 680 | 45 | 60 | 30 | | | 720 | 54 |
| FR 500 | 500 | 600 | 1150 | 1177 | 560 | 200 | 315 | 85 | | 70 | | | 700 | 68 |
| POT 500 | 250 | 600 | 625 | 652 | 50 | | | 150 | | | | | 320 | 25 |
| EPE 500 | 500 | 350 | 700 | 715 | Ø 50 | | | 252 | | | | | 320 | 30 |
| PLF 500 | 500 | 350 | 700 | 727 | 600 | | | 280 | | 91 | | | 630 | 50 |
| BEC 500 | 200 | 350 | 125 | 180 | 400 | | | 225 | | | | | 630 | 24 |
| REB 500 | 200 | 300 | 600 | 629 | | 258 | 578 | 170 | 8 | 60 | | | 720 | 25 |
| PLX 500 | 500 | 450 | 900 | 927 | 624 | | 608 | 345 | | 198 | 147 | 207 | 630 | 83 |
| FUT 500 | 300 | 600 | 795 | 600 | 1 057 | 350 | 650 | 245 | | 240 | 631 | | | 92 |

Навесное оборудование для KLEOS EB 1000

| | | | | | | | | | | | | | | |
|----------|------|-----|------|------|-------|-----|-----|-----|----|-----|-----|-----|-----|-----|
| FA 1000 | 1000 | 500 | 950 | 1017 | | 190 | 710 | 45 | 80 | 40 | | | 730 | 123 |
| FR 1000 | 1000 | 600 | 1150 | 1182 | 560 | 200 | 320 | 90 | | 70 | | | 700 | 82 |
| POT 1000 | 500 | 600 | 625 | 652 | 50 | | | 145 | | | | | 320 | 33 |
| EPE 1000 | 1000 | 350 | 700 | 730 | Ø 60 | | | 245 | | | | | 320 | 38 |
| PLF 1000 | 1000 | 350 | 700 | 727 | 600 | | | 275 | | 91 | | | 630 | 65 |
| BEC 1000 | 200 | 350 | 125 | 180 | 400 | | | 225 | | | | | 630 | 24 |
| REB 1000 | 200 | 300 | 600 | 641 | | 158 | 588 | 157 | 8 | 60 | | | 730 | 32 |
| PLX 1000 | 1000 | 450 | 900 | 927 | 624 | | 608 | 340 | | 198 | 147 | 207 | 630 | 98 |
| FUT 1000 | 300 | 600 | 795 | 600 | 1 057 | 350 | 650 | 245 | | 240 | 631 | | | 92 |

